

# LADIES MARCH CRAFT CAMP 2024

## Requirement List

### WORKSHOP 1

#### **Serendipity Square with Debbie Guihot**



debbie\_guihot@hotmail.com

0429 957 708

Design your own quilt using a simple scrappy split nine patch block . You will become the quilt designer using just one block that can be assembled in countless different ways, from traditional to modern.

You will need the following to make 64 x 9” finished blocks

64 x 3 1/2” accent colour sqs

192 x 3” assorted medium to dark tone sqs

192 x 3” assorted light tone sqs

64 x 3 7/8 “ medium to dark sqs

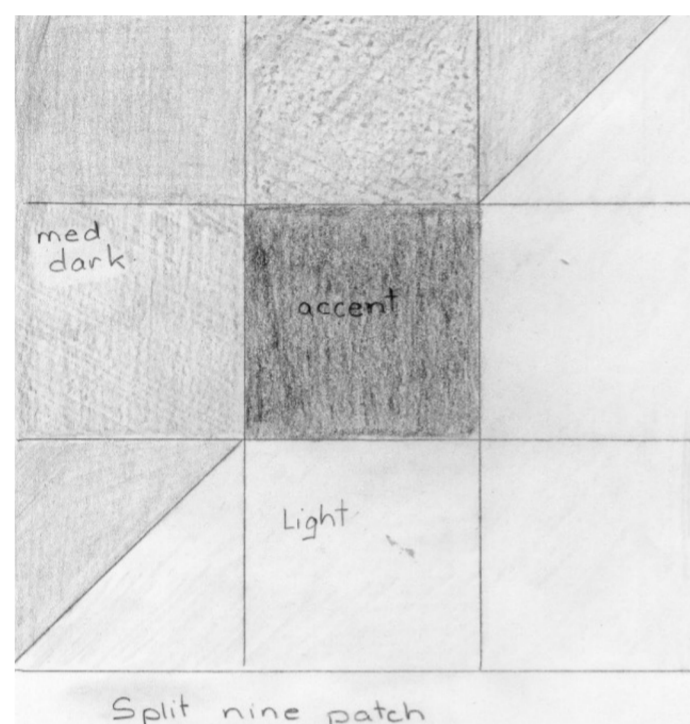
64x 3 7/8” light tone sqs

Rotary cutter cutting board quilting ruler

9 1/2” quilters sq (optional , but useful)

2b pencil

1/4” foot for your machine



### WORKSHOP 2

#### **Smocking with Gail Muldoon**



gail.muldoon@hotmail.com

0428 791 891

You will be provided with a kit for \$10.

You will need to bring your own basic sewing supplies. eg. needles, thread, scissors, as well as a sewing machine to put it together.

The thread is for pleating up so doesn't matter what colour, you just need white for sewing up.



# LADIES MARCH CRAFT CAMP 2024

## Requirement List - Page 2

### WORKSHOP 3 **Macrame with Carol Gaiter**

walleeg53@gmail.com

0493 107 990


Each of these Macramé items can be made in a few hours, therefore you could make one or more depending on your dedication, time allowances and or supplies.

Pictures shown are an example of what style Macrame item is available to make, this will depend on your knowledge and supplies.

Macrame cord, wooden beads and metal pegs are available at Spotlight, Kmart, Big W, hardware stores and online.

I have given a cord size of 4mm, but as size is not crucial for these items and you already have some macramé cord in a different size please use that.

I will have some supplies with me. You can call, text or email me for more info if needed



**HAT HOLDER** – you can make a single, double, triple or a multi hat holder as shown.

Macrame cord 4mm cord 20 - 50m depends on design

Wooden ring any size (optional)

Wooden stick need if making similar to picture

**ANGEL HANGER**

Macrame cord 20m of 4mm

Wooden bead 20mm

Wooden ring 4.5cm in diameter

Gold or yellow thin cord or yarn

**PLANT HANGER**

Macrame cord 20m of 4mm, more required for more involved hanger

Beads with large hole (optional)

Wooden ring any size (optional)

**CAP HOLDER**

Macrame cord 30m of 4mm.

Metal clips or pegs (optional)



# LADIES MARCH CRAFT CAMP 2024

## Requirement List - Page 3

### WORKSHOP 4

## Foundation Paper Piecing with Clare Montgomery

clare.monty@hotmail.com

0437 698 024

**Wreath Block Size will be 34" x 34"**  
**The Paper Kit will supplied at a cost of \$3 - \$5**

#### **Fabric**

Background 1 x mtr of a cream/ white or neutral tone fabric  
Flower 1 fat ¼ each of a dark and a medium pink (2 different pinks)  
Leaves 1 fat ¼ each of a light, medium, dark green and very dark green (4 different greens)  
Border and Binding 1 x mtr of a chosen border/ binding fabric.  
(Optional – backing and wadding for a 40" square, plus safety pins for quilting)

Colour pallet is up to you, but some ideas would be multi coloured flowers using scraps.  
Red and green Christmas fabrics or even blue and silver Christmas fabrics.  
Additional interest could be added with a central embroidery or some embellishments like beading on the flowers or stars scattered around if its Christmassy.

#### **Other Items**

Threads in neutrals for piecing and matching colours for quilting.  
Rotary Cutter, small mat, patchwork ruler.  
Pins, Scissors, pencil (The usual patchwork tools).  
A normal ruler... any kind will do as long as it has a straight edge.

Bring along any embellishments or embroidery floss and a design (central block = 8" square) if you wish to add embroidery or embellishment to the finished wall hanging.

If you have an "Add a Quarter" ruler and small rotary blade, these are useful but not necessary.

A small personal iron or pressing tool are also useful.



# LADIES MARCH CRAFT CAMP 2024

## Requirement List - Page 4

### WORKSHOP 5

## Scrapbooking with Sandra Hosking

Beginners Scrapbooking

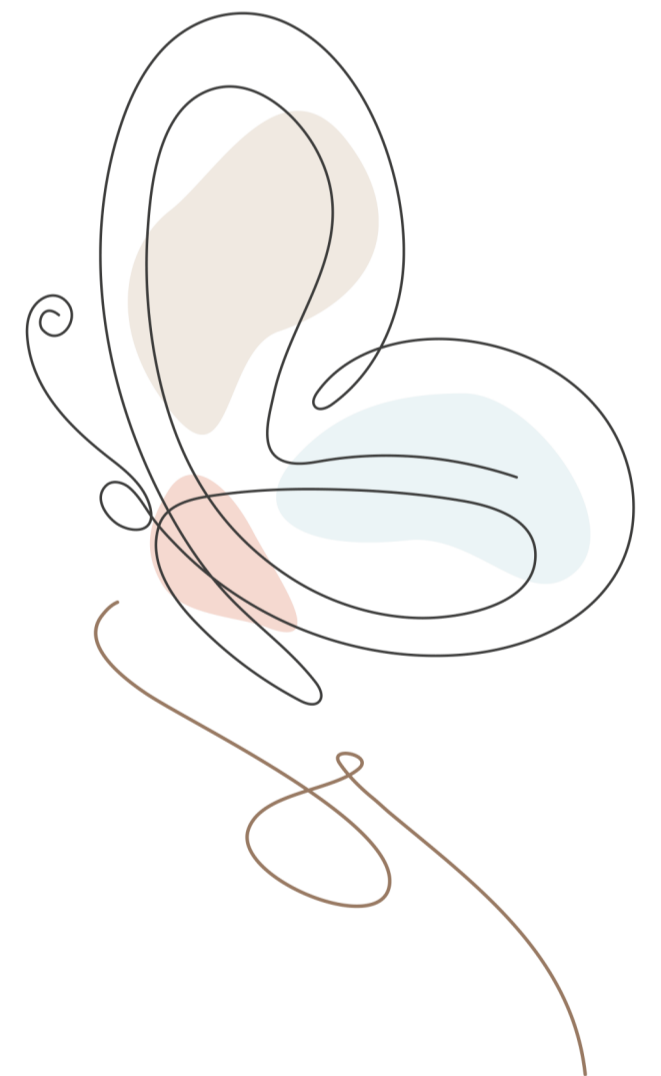
**\$25 - 8x8 Paper Album & Envelope.**

Must have at least 10 printed photographs, yet bring as many as you wish. I have lots of different themed 8x8 paper albums to choose from.

Sandra Hosking

email: [san.hosking@gmail.com](mailto:san.hosking@gmail.com)

Text: 0429144431



### WORKSHOP 6

## UFQ

If none of these options interest you, or you just want to get away bring your own new or unfinished project, or a good book and spend the weekend working on it, while you fellowship with other ladies working on their projects.

Bring everything you need to be able to complete your project.